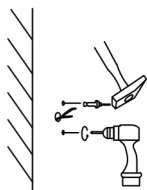
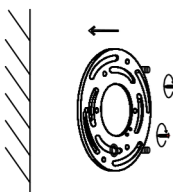


1



Percez des trous dans le mur et insérez des vis d'expansion


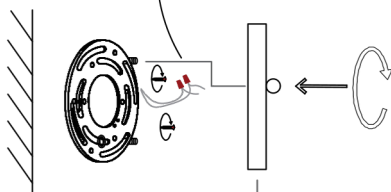
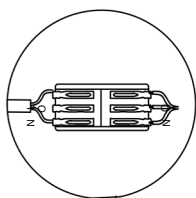
2




Installer la plaque de suspension sur le mur

3

Les fils électriques de la maison se connectent aux luminaires



Installer l'ampoule et l'abat-jour



4

Installer le corps de la lampe sur la plaque de suspension

